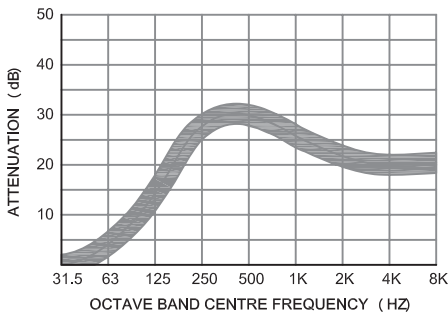


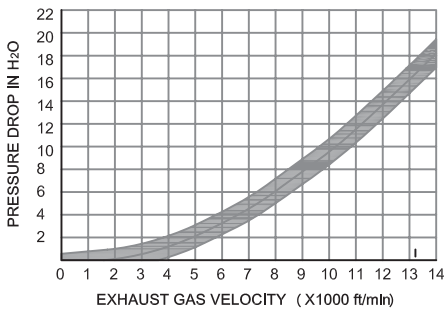
Applications and Performance

Model SM2SA spark arrestor silencers are recommended for use in areas where the surrounding noise level is always present. Spark arrestor silencers applications are typically in hazardous environments such as marine applications and refineries. The retention of hot carbon and soot particles from the exhaust gases minimizes fire hazards and dirt nuisance. This design achieves a good noise reduction by utilizing a multi-chamber design and incorporates a series of tubes and spinning nozzles which eliminates the particles in the gas flow. A spark collection is provided with a plugged outlet as shown in the below diagram.

ATTENUATION CURVE



PRESSURE DROP



Selecting The Right Silencer

In selecting a proper size silencer for a given application, consideration must be given to the amount of back pressure that will be imposed by the silencer. Other considerations in the selection of silencers are exhaust velocity and the amount of pipe that will be used in conjunction with the exhaust system. Custom designs are available. Optional features include mounting brackets, stainless steel and high heat black or silver paint.

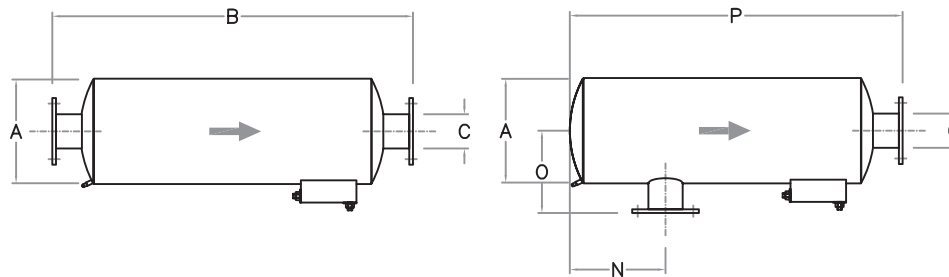
Silencers

Model SM2SA

Spark Arrestor
Critical
25-30 dBA

Model	A		B		C		N / min		N / max		O		P		Weight.	
	in	(mm)	in	(mm)	in	(mm)	in	(mm)	in	(mm)	in	(mm)	in	(mm)	Lb	(Kg)
SM2SA-1½	8	(203)	26	(660)	1 1/2	(38)	3 1/2	(89)	5	(127)	7	(178)	23	(584)	19	(8)
SM2SA-2	9	(229)	30	(762)	2	(51)	5 1/2	(140)	5	(127)	7 1/2	(191)	27	(686)	25	(12)
SM2SA-2½	10	(254)	34	(864)	2 1/2	(64)	5	(127)	6	(152)	8	(203)	31	(787)	34	(16)
SM2SA-3	12	(305)	36	(914)	3	(76)	6	(152)	7	(178)	9	(229)	33	(838)	43	(20)
SM2SA-3½	12	(305)	42	(1067)	3 1/2	(89)	6	(152)	8	(203)	9	(229)	39	(991)	53	(24)
SM2SA-4	12	(305)	48	(1219)	4	(102)	6	(152)	11	(279)	9	(229)	45	(1143)	53	(24)
SM2SA-5	14	(356)	54	(1372)	5	(127)	7	(178)	12	(305)	11	(279)	50	(1270)	72	(33)
SM2SA-6	16	(406)	63	(1600)	6	(152)	7	(178)	14	(356)	12	(305)	59	(1499)	113	(51)
SM2SA-8	22	(559)	68	(1727)	8	(203)	9	(229)	16	(406)	15	(381)	64	(1626)	168	(76)
SM2SA-10	26	(660)	92	(2337)	10	(254)	11	(279)	22	(559)	17	(432)	88	(2235)	313	(142)
SM2SA-12	30	(762)	98	(2489)	12	(305)	12	(305)	24	(610)	19	(483)	94	(2388)	398	(181)
SM2SA-14	36	(914)	104	(2642)	14	(356)	14	(356)	26	(660)	23	(584)	99	(2515)	565	(257)
SM2SA-16	40	(1016)	118	(2997)	16	(406)	17	(432)	28	(711)	25	(635)	112	(2845)	759	(345)
SM2SA-18	48	(1219)	127	(3226)	18	(457)	19	(483)	30	(762)	26	(660)	121	(3073)	864	(393)
SM2SA-20	42	(1219)	144	(3658)	20	(508)	21	(533)	34	(864)	29	(737)	138	(3505)	1121	(509)
SM2SA-22	54	(1372)	156	(3962)	22	(559)	22	(559)	38	(965)	33	(838)	150	(3810)	1808	(822)
SM2SA-24	60	(1524)	165	(4191)	24	(610)	24	(610)	39	(991)	36	(914)	159	(4039)	2695	(1225)
SM2SA-26	64	(1626)	183	(4648)	26	(660)	26	(660)	44	(1118)	38	(965)	177	(4496)	3161	(1437)
SM2SA-28	68	(1727)	200	(5080)	28	(711)	27	(686)	48	(1219)	40	(1016)	194	(4928)	3642	(1655)
SM2SA-30	72	(1829)	216	(5486)	30	(762)	29	(737)	53	(1346)	42	(1067)	210	(5334)	4195	(1907)

All sizes and measurements are in inches (mm) and pounds (kg)



Flange connection conform to ANSI 150lbs.
Sizes 3½" and smaller have N.P.T connections

The silencer may be installed at any angle. When mounting horizontally allow for a 3/8" per foot to provide drainage.

Mounting brackets, side inlet connections, clean out doors and companion flanges are available at additional cost.

The silencer is of an all welded construction and the exterior surfaces are given a coat of high temperature paint.